

unit: mm

| Model | a | b | j | Mass (kg) |
|----------------|-----------|-----------|-----------|-----------|
| RCJ-65A(B)E1.5 | 653 (803) | 350 (500) | 255 (405) | 43 (46) |
| RCJ-65A(B)E2.2 | 670 (820) | 350 (500) | 255 (405) | 51 (52) |

※ Same for T4 type

RCJ/d/000 E

RCJ/D/000 E

Terminal box position can be changed in steps of 90°. However, it cannot be changed to a position where the box is directly above the outlet. Values in parentheses are for 2.2 kW products



To reduce the environmental burden and protect the environment, we at KAWAMOTO PUMP will keep on carrying out activities as a united force under our slogan "Comfort Earth", as a company involved with the valuable resource that is "water".

Important Safety Precautions

Always read the manual thoroughly and fully comprehend the contents for safe operation before starting use. Precautions for using products safely and for preventing personal injuries or physical damage are given in the manual. ※ We bear no responsibility when the above listed precautions are not observed.

- Matters falling under the following may not be covered by the warranty: uses out of the specified scope of application, failure to comply with precautions, improper repairs and alterations, matters arising from natural disasters, matters arising from the installation environment (improper power source, foreign objects, sand etc.), non-compliance with laws and regulations or standards pertaining thereto, accidental or intentional damage or injury, replacement of consumable parts, defects due to resale, etc.
- Do not use the product for applications out of the product specifications. Doing so may cause electrical shock, fire, liquid leakage, etc.
- Close attention is needed when rusting, corrosion/elution are not permissible owing to the application or liquid properties. Take into account both the pump and the rest of the equipment when considering and selecting.
- Select a product which is appropriate for your application. Inappropriate use of products may cause accidents.
- Have spare equipment ready when using pumps for critical equipment.
- Conduct construction in accordance with the applicable laws and regulations (the Technical Standards of Electric Installation, interior wiring regulation, Building Standards Act, etc.). Not only does it violate the laws and regulations, but it also may cause injuries due to electric shock, fire, falling and tipping over.
- Observe the service life of the pump, install it in a well ventilated place free from corrosive or explosive gases, salt, moisture, water vapor, condensation etc., and avoid exposing it to wind, rain and direct sunlight. In a harsh environment, electric leakage, electric shock or fire may result from deterioration of insulation in the motor or control panel, etc.
- Install buzzers, etc., as an alarm to alert failure to be noticed. Failing to do so may result in serious accidents without noticing a failure.
- Do not install in places with no drainage or places which have not been waterproofed. Liquid leaks may cause serious damage.
* We bear no responsibility for any damage arising from lack of drainage or waterproofing.
- Depending on the equipment, attach a filter etc. appropriate for your application on the discharge side before use, perform thorough flushing and check that there is no contamination. Cutting oil, rubber mold releasing agent, foreign objects etc. from the manufacturing line and cutting oil, foreign objects etc. from the pipeline may contaminate the liquid which is to be handled.
- Do not operate pumps with a specification of 50 Hz at 60 Hz. Damage may arise as a result of excess pressure or burnout of the motor etc. due to overload.
- Do not place flammables near or cover the surroundings of the pump, cable, control panel and inside the pump cover with combustibles. This may cause fires due to heating.
- The Pump should never be disassembled, repaired, or modified, or the power cable should never be replaced by anyone other than a qualified repair technician. Improper repairs could result in electric shocks, fires, faults or break
- It is recommended that both periodic and daily inspections be performed in order to ensure that the pump will operate reliably for as long as possible. Failure to perform inspections may lead to pump failure, accidents etc. For periodic inspections, please consult your distributor or our nearest sales office.

Specifications/configurations may be altered as a result of improvements and such. Unauthorized reproduction of this document is prohibited.

Distributor

Kawamoto Pump MFG. CO., LTD.

Overseas Marketing Section
11-39, Osu 4-Chome, Naka-ku, Nagoya
460-8650, JAPAN

TEL: +81-52-251-7173 FAX: +81-52-747-5500
E-mail: kawamotobo@kawamoto-oms.com
http://www.kawamoto.co.jp

For any question about pumps, please contact your nearest distributor

| | |
|------|----------|
| Name | RCJ |
| No. | 5115 Ⓟ E |



Comfort Earth®



KAWAMOTO PUMP

COOLANT PUMP RCJ

- LONG LIFE
- TOUGH ON HEAVY DIRTY LIQUIDS
- SEALLESS STRUCTURE
- CE & RoHS COMPLIANT
- OUTSTANDING PASSAGE PERFORMANCE
- EASY MAINTENANCE
- TROPICAL TREATMENT COMPLIANT
- IE3, GB2 motor



PAT.
Ver.2.1



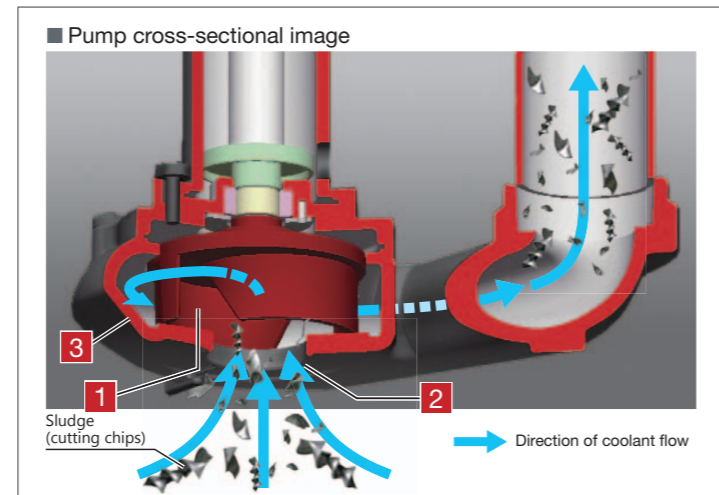
High Passage Performance

RCJ IE3 / GB2 / UL

Kawamoto


Highly Durable / Long Life

Anti-clogging, and reduces drops in productivity due to pump troubles.



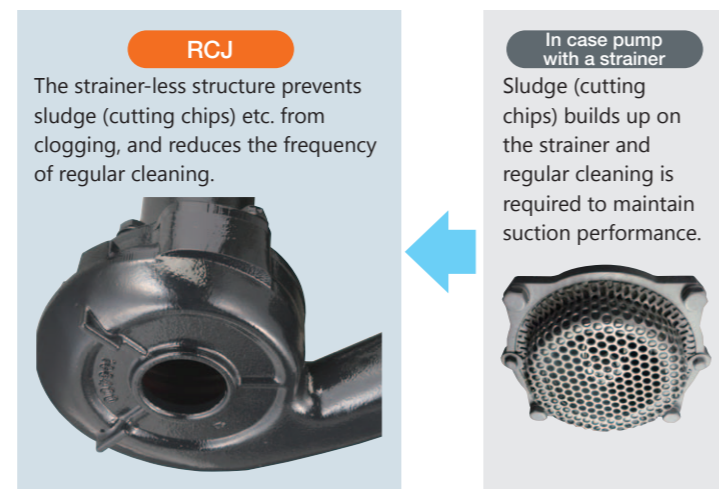
1 Strong impeller

Semi-open impellers (double blades) increase the area of the water channel and prevent sludge (cutting chips) from clogging. They also reduce collision of sludge (cutting chips) with the blades and extend the service life. Furthermore, outstandingly wear-resistant FCD450 (quenched) has been adopted for the material and a thick-walled structure has been adopted, making for strong impellers.



2 Outstanding maintainability

- ① Resistant to sludge (cutting chips), because mechanical seals are not used.
- ② Anti-clogging, because there is no strainer at the suction inlet.

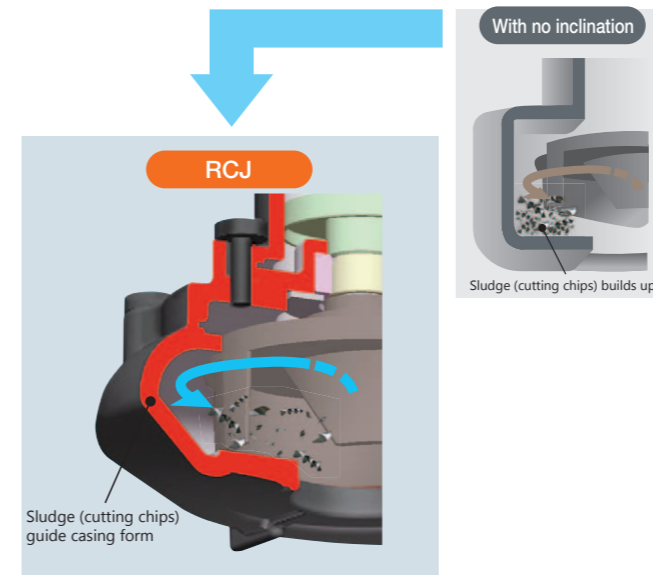


* Dischargeable cutting chip length: Aluminum: 40 mm or less; other: 15 mm or less

3 Unique casing form

Patent

Because the structure adopts an inclined sludge guide casing form in which sludge (cutting chips) passes through easily without frequently colliding into the casing wall, it also has outstanding durability.



Supports a variety of specifications

CE, RoHS, child finger, tropical treatment (Excludes GB2-compliant products)

Two types of leg length

Two types of leg length are available, depending on the tank depth. ※Refer to the reverse page for detailed dimensions

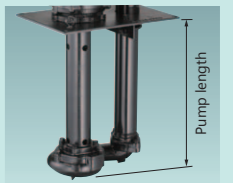
Terminal box position can be changed in steps of 90°.

(Except for the position where the box is directly above the outlet)

GB-compliant products available

Chinese high-efficiency regulation (GB18613-2012) Class GB2 compliant products are available (50 Hz, 200 V, 380 V) ※Standard models are equipped with premium efficiency motors (IE3)

UL & NEMA Premium (IE3) regulation compliant products available



Standard specifications

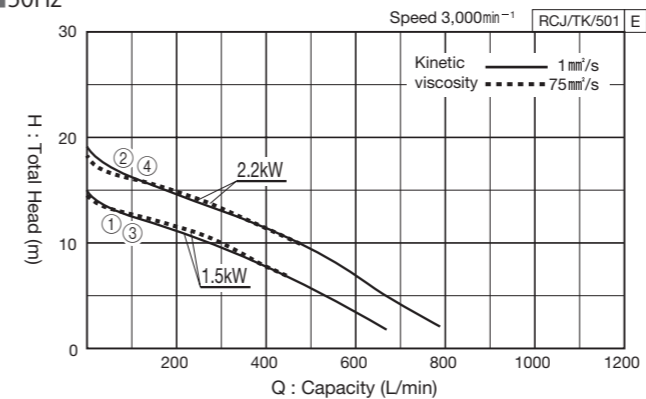
| Model / name | | RCJ Type Coolant Pump |
|----------------------|--|--|
| Scope of application | Installation location | Indoor |
| | Ambient conditions | Temperature: 0 to 40°C, Humidity: 85% RH or lower (Non condensing) |
| | Liquid type*1 | Coolant etc. |
| | Liquid temperature | 0 to 40°C |
| | Kinetic viscosity | 75 mm ² /s or less |
| | Cutting chip materials in pumping liquid*2 | Aluminum, copper alloy, cast steel, stainless steel |
| | Motor | TEFC indoor, 2-pole, IE3 efficiency |

*1: Cannot be used for clean water.

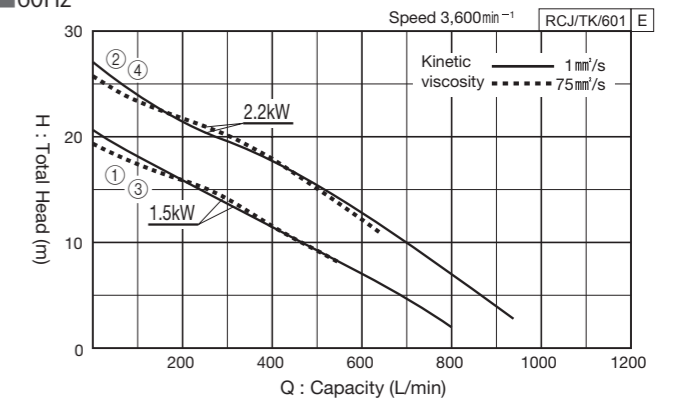
*2: Dischargeable cutting chip length: Aluminum: 40 mm or less; other: 15 mm or less

Selection chart

50Hz



60Hz



Specifications table

50Hz

| Bore mm | Ref | Model | Motor kW | Standard specifications | | | | Voltage V | Current A |
|---------|-----|------------------|----------|-------------------------|------|---------|-----|-----------|-----------|
| | | | | Q L/min | H m | Q L/min | H m | | |
| 65 | 1 | RCJ-65A(B)E1.5 | 1.5 | 200 | 11 | 500 | 5.5 | 200 | 5.2 |
| | 2 | RCJ-65A(B)E2.2 | 2.2 | 200 | 14.5 | 500 | 9.5 | 200 | 7.4 |
| | 3 | RCJ-65A(B)E1.5T4 | 1.5 | 200 | 11 | 500 | 5.5 | 380/400 | 2.6/2.6 |
| | 4 | RCJ-65A(B)E2.2T4 | 2.2 | 200 | 14.5 | 500 | 9.5 | 380/400 | 3.7/3.7 |

60Hz

| Bore mm | Ref | Model | Motor kW | Standard specifications | | | | Voltage V | Current A |
|---------|-----|------------------|----------|-------------------------|------|---------|-----|-------------|--------------|
| | | | | Q L/min | H m | Q L/min | H m | | |
| 65 | 1 | RCJ-65A(B)E1.5 | 1.5 | 200 | 16 | 600 | 7 | 200/220/230 | 7.2/6.8/6.7 |
| | 2 | RCJ-65A(B)E2.2 | 2.2 | 200 | 21.5 | 600 | 13 | 200/220/230 | 10.5/9.8/9.5 |
| | 3 | RCJ-65A(B)E1.5T4 | 1.5 | 200 | 16 | 600 | 7 | 400/440/460 | 3.6/3.4/3.4 |
| | 4 | RCJ-65A(B)E2.2T4 | 2.2 | 200 | 21.5 | 600 | 13 | 400/440/460 | 5.3/4.9/4.8 |

Model Explanation

RCJ - 65 A E 1.5 T4

① ② ③ ④ ⑤ ⑥

- ① Model ② Bore
- ③ Pump length A: Standard, B: Long leg
- ④ E: Premium efficiency standard (IE3)
- ⑤ Pump nominal output (kW)
- ⑥ Blank: 200 V class T4: 400 V class

RCJ-G (GB2) type and RCJ-U (UL & NEMA Premium (IE3)) type have special specifications. Please inquire.

RCJ

Applications:
Coolant circulation and pumping